

Drives

PowerFlex 750-Series Configuration and Startup



Course Number

CCA182

Course Purpose

Upon completion of this course, given a wired PowerFlex® 750-Series drive (PowerFlex 753 or PowerFlex 755) and AC motor, you will be able to properly install the drive, start up the drive, and configure drive parameters to meet application-specific needs.

Throughout the course, you will have the chance to use a variety of hardware and software tools, including:

- The A6 LCD HIM
- Connected Components Workbench™ software
- DriveExecutive™ software

After each demonstration, you will be given exercises that offer extensive hands-on practice using a PowerFlex 753 or PowerFlex 755 drive.

This two-day course can be taken as a standalone course, or it can be taken in conjunction with other courses in the PowerFlex 7-Class curriculum to further broaden skills development.

COURSE AGENDA

DAY 1

- Verifying the PowerFlex 750-Series Drive Installation Environment
- Verifying PowerFlex 750-Series Drive Wiring and Grounding
- Locating and Modifying PowerFlex 750-Series Drive Data Using the A6 HIM
- Configuring EtherNet/IP Communications for a PowerFlex 750-Series Drive

DAY 2

- Locating and Modifying PowerFlex 750-Series Drive Data Using Drive Software
- Starting Up a PowerFlex 750-Series Drive
- Interpreting PowerFlex 750-Series Control Block Diagrams
- Controlling PowerFlex 750-Series Drive Operation

WHO SHOULD ATTEND

This course is intended for individuals who need to configure and start up PowerFlex 750-Series drives.

PREREQUISITES

To successfully complete this course, the following prerequisites are required:

- Working knowledge of electricity, and knowledge of electrical and industrial safety (including PPE requirements and safe practices)
- Completion of the AC/DC Motors and Drives Fundamentals course (Course No. CCA101) or equivalent experience

STUDENT MATERIALS

To enhance and facilitate the students' learning experiences, the following materials are provided as part of the course package:

- Student Manual
 - Includes the key concepts, definitions, examples, and activities presented in this course
- Lab Book
 - Provides learning activities and hands-on practice. Solutions are included after each exercise for immediate feedback.
- PowerFlex 750-Series AC Drives Programming Manual
 - Source of drive parameters and other key data
 - Contains frequently referenced programming documentation
- PowerFlex 750-Series AC Drives Installation Instructions
 - Source for the basic steps for mechanical installation and for connecting incoming power, the motor, and basic I/O

- Wiring and Grounding Guidelines for Pulse Width Modulated (PWM) AC Drives
 - Provides basic information to install, protect, wire, and ground PWM AC drives

HANDS-ON PRACTICE

Throughout this course, you will have the opportunity to practice the skills you have learned through a variety of hands-on exercises using either an ABT-TDPF755CLS or ABT-TDPF753CLS workstation. Exercises focus on the skills introduced in each lesson.

NEXT LEARNING LEVEL

Once you have an understanding of the topics and the skills covered in this course, you may want to attend other PowerFlex 750-Series drive training such as:

- PowerFlex 750-Series Configuration for an Integrated Architecture System course (Course No. CCA184).

COURSE LENGTH

This is a two-day course.

IACET CEUS

Rockwell Automation is authorized by IACET to offer 1.4 CEUs for this program.







TO REGISTER

To register for this or any other Rockwell Automation training course, contact your local authorized Allen-Bradley® Distributor or your local Sales/Support office for a complete listing of courses, descriptions, prices, and schedules.

You can also access course information via the Web at <http://www.rockwellautomation.com/training>

Rockwell Automation is accredited by the International Association for Continuing Education and Training (IACET) and is authorized to issue the IACET CEU. **Click here** to view the Rockwell Automation Certificate of Accreditation.

To be respectful of the environment, Rockwell Automation is transitioning some of its training courses to a paperless format. Students are asked to complete downloads and bring personal devices to these classes. A full list of digital/paperless courses is currently available through your local distributor.

Connect with us.    

rockwellautomation.com — expanding **human possibility**™

AMERICAS: Rockwell Automation, 1201 South Second Street, Milwaukee, WI 53204-2496 USA, Tel: (1) 414.382.2000, Fax: (1) 414.382.4444

EUROPE/MIDDLE EAST/AFRICA: Rockwell Automation NV, Pegasus Park, De Kleetlaan 12a, 1831 Diegem, Belgium, Tel: (32) 2 663 0600, Fax: (32) 2 663 0640

ASIA PACIFIC: Rockwell Automation, Level 14, Core F, Cyberport 3, 100 Cyberport Road, Hong Kong, Tel: (852) 2887 4788, Fax: (852) 2508 1846

Allen-Bradley, Connected Components Workbench, DriveExecutive and PowerFlex are trademarks of Rockwell Automation, Inc.
Trademarks not belonging to Rockwell Automation are property of their respective companies.

Publication GMST10-PP493I-EN-E - January 2020 | Supersedes Publication GMST10-PP493H-EN-E - March 2018

Copyright © 2020 Rockwell Automation, Inc. All Rights Reserved. Printed in USA.