

Visualization

FactoryTalk View SE Programming



**Rockwell
Automation**



Allen-Bradley
by ROCKWELL AUTOMATION

Course Number

CCV207

Course Purpose

Upon completion of this course, you should be able to organize and develop FactoryTalk® View Site Edition (SE) applications.

This course provides opportunities for you to work with local FactoryTalk View SE applications.

During class, you will have the opportunity to practice the skills used to create an application and build graphic displays.

You will learn how to configure alarms and security, trend data, and test your application using FactoryTalk View SE Client. You will also work with RSLinx® Enterprise communications software and the FactoryTalk Diagnostics system.

After practicing these skills in a local application, you will receive a high-level overview of how a network application is created.

COURSE AGENDA

DAY 1

- Getting Started with FactoryTalk View SE Software
- Creating and Configuring a Local FactoryTalk View SE Application
- Creating a Graphic Display and Adding Basic Objects in a FactoryTalk View SE Application

DAY 2

- Adding Interactive Objects to a Display and Creating a FactoryTalk View SE Client
- Animating a Graphic Display in a FactoryTalk View SE Application
- Creating and Managing HMI Tags in a FactoryTalk View SE Application

DAY 3

- Creating, Modifying, and Viewing a Data Log Model in a FactoryTalk View SE Application
- Creating Trends and Trend Overlays in a FactoryTalk View SE Application
- Using Tag Placeholders in a FactoryTalk View SE Application
- Configuring Global Objects and Global Object Parameters in a FactoryTalk View SE Application
- Adding VBA Display Code in a FactoryTalk View SE Application

DAY 4

- Creating a Derived Tags File and an Event File in a FactoryTalk View SE Application
- Creating Keys, Macros and Symbols in a FactoryTalk View SE Application
- Configuring HMI Tag-Based Alarms in a FactoryTalk View SE Application
- Configuring FactoryTalk Alarms and Events in a FactoryTalk View SE Application
- Planning and Configuring Basic Security in the FactoryTalk Directory

DAY 5

- Configuring Security in a FactoryTalk View SE Application
- Displaying a FactoryTalk View SE Application in FactoryTalk ViewPoint
- Creating and Configuring a Network Distributed FactoryTalk View SE Application

WHO SHOULD ATTEND

Individuals who need to develop FactoryTalk View SE local (stand-alone) or network distributed applications should attend this course.

PREREQUISITES

To successfully complete this course, experience operating a personal computer within a Microsoft Windows 7 environment is recommended.

STUDENT MATERIALS

To enhance and facilitate the students' learning experiences, the following materials are provided as part of the course package:

- Student Manual:
 - Includes the key concepts, definitions, examples, and activities
- Lab Book:
 - Provides learning activities and hands-on practice
- FactoryTalk View SE Procedures Guide:
 - Provides all the steps required to complete common FactoryTalk View SE application development tasks
 - Allows you to immediately apply what is learned in the course to your own job

HANDS-ON PRACTICE

Throughout this course, you will have the opportunity to practice the skills you have learned through a variety of hands-on exercises. These exercises focus on the skills introduced in each lesson.

COURSE LENGTH

This is a four-and-a-half day course.

IACET CEUS

Rockwell Automation is authorized by IACET to offer 3.2 CEUs for this program.







TO REGISTER

To register for this or any other Rockwell Automation training course, contact your local authorized Allen-Bradley® Distributor or your local Sales/Support office for a complete listing of courses, descriptions, prices, and schedules.

You can also access course information via the Web at <http://www.rockwellautomation.com/training>

Rockwell Automation is accredited by the International Association for Continuing Education and Training (IACET) and is authorized to issue the IACET CEU. **Click here** to view the Rockwell Automation Certificate of Accreditation.

To be respectful of the environment, Rockwell Automation is transitioning some of its training courses to a paperless format. Students are asked to complete downloads and bring personal devices to these classes. A full list of digital/paperless courses is currently available through your local distributor.

Connect with us.    

rockwellautomation.com — expanding **human possibility™**

AMERICAS: Rockwell Automation, 1201 South Second Street, Milwaukee, WI 53204-2496 USA, Tel: (1) 414.382.2000, Fax: (1) 414.382.4444

EUROPE/MIDDLE EAST/AFRICA: Rockwell Automation NV, Pegasus Park, De Kleetlaan 12a, 1831 Diegem, Belgium, Tel: (32) 2 663 0600, Fax: (32) 2 663 0640

ASIA PACIFIC: Rockwell Automation, Level 14, Core F, Cyberport 3, 100 Cyberport Road, Hong Kong, Tel: (852) 2887 4788, Fax: (852) 2508 1846

Allen-Bradley, FactoryTalk, RSLinx and RSView are trademarks of Rockwell Automation, Inc..

Trademarks not belonging to Rockwell Automation are property of their respective companies.

Publication GMST10-PP241L-EN-E - January 2020 | Supersedes Publication GMST10-PP241K-EN-E - May 2018

Copyright © 2020 Rockwell Automation, Inc. All Rights Reserved. Printed in USA.